

Bad Luck Blues

C

Blind Lemon Jefferson

00:41

Guitar

T
A
B

F

02:09

C

G7

C

03:22

05:50

C

Blind Lemon Licks in C

Toby Walker

00:01:28

C7

Guitar

Tablature for the first section (00:01:28). It consists of two measures. The first measure has a bar over frets 3, 2, 1, 4 on the top string, and frets 0, 1, 2, 0 on the second string. The second measure has a bar over frets 1, 0, 1, 2 on the top string, and frets 3, 0, 1, 2 on the second string. The strings are labeled T, A, B on the left.

00:02:27

Tablature for the second section (00:02:27). It consists of two measures. The first measure has a bar over frets 3, 3, 3, 3 on the top string, and frets 5, 5, 5, 5 on the second string. The second measure has a bar over frets 2, 2, 1, 1 on the top string, and frets 4, 4, 3, 3 on the second string. The third measure has a bar over frets 0, 1, 2, 0 on the top string, and frets 4, 1, 2, 0 on the second string.

00:03:19

Tablature for the third section (00:03:19). It consists of two measures. The first measure has a bar over frets 2, 1, 2, 3 on the top string, and frets 2, 1, 2 on the second string. The second measure has a bar over frets 3, 0, 3, 0 on the top string, and frets 3, 0, 3 on the second string.

00:04:03

Tablature for the fourth section (00:04:03). It consists of two measures. The first measure has a bar over frets 1, 3, 2, 0 on the top string, and frets 3, 0, 1, 2 on the second string. The second measure has a bar over frets 3, 3, 0, 2 on the top string, and frets 3, 0, 2, 3 on the second string.

00:04:16

Tablature for the fifth section (00:04:16). It consists of two measures. The first measure has a bar over frets 1, 3, 2, 0 on the top string, and frets 1, 2, 3 on the second string. The second measure has a bar over frets 3, 2, 0, 1 on the top string, and frets 4, 1, 2, 0 on the second string.

00:05:17

Tablature for the sixth section (00:05:17). It consists of two measures. The first measure has a bar over frets 3, 3, 5, 3 on the top string, and frets 5, 5, 3 on the second string. The second measure has a bar over frets 3, 2, 1, 0 on the top string, and frets 4, 1, 2, 0 on the second string.

00:06:43

Tablature for the seventh section (00:06:43). It consists of two measures. The first measure has a bar over frets 0, 1, 2 on the top string, and frets 0, 1, 2 on the second string. The second measure has a bar over frets 8, 5, 3, 4 on the top string, and frets 0, 1, 2, 1 on the second string.

Bad Luck Blues

With Extra 'Lemon Licks'

Lemon Jefferson

C 00:02:16 (lemon lick) **C**

Guitar

1 3 4 0 1 2 0 | 1 3 4 0 1 2 0 | 3 2 1 4 0 1 2 0 | 1 3 3 |

0 0 4 0 2 0 | 0 0 4 0 2 0 | 4 0 1 2 0 | 0 |

3 4 | 3 4 | | 3 3 2 |

F 00:03:46 (F lemon lick) **C** (C lemon lick)

1 3 4 0 1 2 0 | 3 0 3 1 0 3 | 3 3 3 3 2 2 1 1 0 | 4 1 2 0 1 |

3 4 0 2 0 | 3 0 3 1 0 3 | 5 5 5 5 4 4 3 3 | 4 1 2 0 1 |

1 | 1 | | |

G 00:05:35 (C lemon lick) **C**

0 1 1 1 1 | 3 3 3 3 2 1 3 | 0 | 0 |

0 2 0 2 | 5 5 5 5 4 3 | 1 | 0 |

0 | | | 3 3 2 2 1 1 0 3 0 2 3 3 |

C 00:06:10 (C lemon lick)

1 3 4 0 1 2 0 | 1 3 4 0 1 2 0 | 1 3 2 0 | 1 0 |

0 0 4 0 2 0 | 0 0 4 0 2 0 | 3 2 0 3 0 1 2 | 0 0 |

3 4 | 3 4 | | 3 3 0 2 3 3 |

F (F lemon lick) **C** (C lemon lick)

8 8 10 8 11 10 8 | 8 8 10 8 11 10 8 | 3 2 0 | 1 3 2 0 |

10 10 10 10 10 10 10 | 10 10 10 10 10 10 10 | 4 1 2 0 1 | 1 3 2 0 |

1 2 3 |

G (G lemon lick) **F** **C** (Gary Davis lick) **G7** **C**

3 3 5 6 | 3 5 3 | 3 1 | 3 1 |

4 4 4 4 | 5 4 0 1 2 0 | 5 4 0 1 2 0 | 3 2 3 |

1 3 0 3 1 0 3 | 3 0 3 1 2 0 | 3 2 3 |

Candy Man

Traditional

C

00:01:10

Guitar

G7

C

00:02:34

C

00:03:12

F

C

00:04:02

Candy Man Extras

Toby Walker

00:01:22

C

Guitar

00:03:09

G C

00:04:02

C

pull off hammer

00:05:03

F C hammer G C

Long Tall Mama

Typical verse played while singing

Big Bill Broonzy

C

00:02:00

Guitar

Tablature for the first section (00:02:00) in C major. The guitar part consists of four measures. The first measure has a C chord (x02020) with a triplet of the 3rd fret on the 3rd string. The second measure has a C chord (x0440) with a triplet of the 4th fret on the 4th string. The third measure has a C chord (x330) with a triplet of the 3rd fret on the 3rd string. The fourth measure has a C chord (x3333) with a triplet of the 3rd fret on the 3rd string. The strings are labeled T, A, B from top to bottom.

F

00:03:26

C

Tablature for the second section (00:03:26) in C major. The guitar part consists of four measures. The first measure has a C chord (x313) with a triplet of the 3rd fret on the 3rd string. The second measure has a C chord (x4040) with a triplet of the 4th fret on the 4th string. The third measure has a C chord (x330) with a triplet of the 3rd fret on the 3rd string. The fourth measure has a C chord (x103) with a triplet of the 1st fret on the 1st string.

G

00:04:50

C

Tablature for the third section (00:04:50) in C major. The guitar part consists of four measures. The first measure has a C chord (x040) with a triplet of the 4th fret on the 4th string. The second measure has a C chord (x131) with a triplet of the 1st fret on the 1st string. The third measure has a C chord (x314) with a triplet of the 3rd fret on the 3rd string. The fourth measure has a C chord (x33) with a triplet of the 3rd fret on the 3rd string.

First Solo

C

00:06:52

Tablature for the first solo section (00:06:52) in C major. The guitar part consists of four measures. The first measure has a C chord (x3210) with a triplet of the 3rd fret on the 3rd string. The second measure has a C chord (x3210) with a triplet of the 3rd fret on the 3rd string. The third measure has a C chord (x3210) with a triplet of the 3rd fret on the 3rd string. The fourth measure has a C chord (x3210) with a triplet of the 3rd fret on the 3rd string.

F

00:7:31

C

Tablature for the second solo section (00:7:31) in C major. The guitar part consists of four measures. The first measure has a C chord (x3131) with a triplet of the 3rd fret on the 3rd string. The second measure has a C chord (x313) with a triplet of the 3rd fret on the 3rd string. The third measure has a C chord (x3030) with a triplet of the 3rd fret on the 3rd string. The fourth measure has a C chord (x3103) with a triplet of the 3rd fret on the 3rd string.

Long Tall Mama

G

00:09:15

C

0 4 0 1 2 3 1 3 1 4 2 5 3 1 3 3

3 1 2 3 4 0 3 3 2 2

3 1 2 3 4 0 3 3 2 2

Second Solo

C

00:09:32

C7

0 1 2 3 0 1 4 0 3 0 1 2 3 1 4 0 3 0 1 3 3

3 2 3 2

3 2 3 2

F

00:10:27

C

3 1 1 1 1 4 0 3 0 1 2 3 1 3 1 4 2 5 3 1 3 3

3 2 3 0 2 3

3 2 3

G

00:11:00

C

3 2 1 3 1 4 0 3 0 1 2 3 1 3 1 4 2 5 3 1 3 3

3 2 3 2

3 2 3 2

Long Tall Mama Extras

C
00:00:58

An extra solo you can put in
(C lick - 3 measures, each of which can be used in other songs)

Toby Walker

Guitar

1 0 0 0 | 4 0 4 0 1 2 0 | 2 2 1 2 3 2 1 2 | 3 3 0 2 3 2

F
00:01:57

C
(C Blind Lemon lick)

3 1 3 | 2 3 1 3 | 3 2 1 4 0 1 2 0 | 1 3 0 1 3 2

G
00:03:10

C
(C Blind Lemon lick)

0 4 0 | 1 2 3 1 | 3 3 2 2 1 1 0 | 4 1 2 0 1

Keep On Trucking

Blind Boy Fuller

Introduction

00:02:08

Guitar

C

C7

F

00:03:15

C

A7

00:04:08

D7

G

C

Ab

C

Verse

00:05:08

C

A7

D7

G7

C

t i m t i m t

C

00:05:50

A7

D7

G

C

00:06:27

C7

F

Ab7

C

00:07:13

A7

D7

G7

C

Repeat as verse

C

F

C7

Ending

Keep On Trucking Solo

C 8fr. **A7** 10fr.

Guitar
T
A
B

D9 10fr. **G6** 12fr. **C**

Gtr.


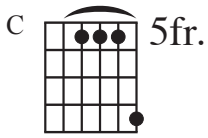
C 8fr. **A7** 7fr.

Gtr.

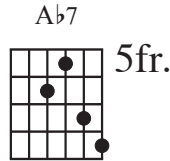
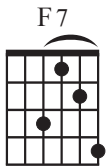
D 7fr. **D7** 7fr. **D6** 7fr. **D7** 3fr. **G7** 3fr. **A dim7** 4fr. **Bbdim7** 5fr. **G7** 5fr.

Gtr.

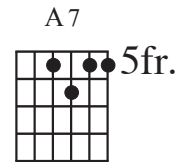
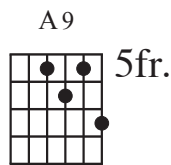
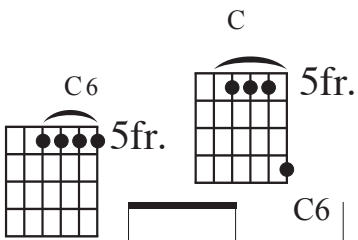
Keep On Trucking Solo



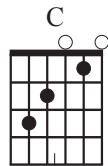
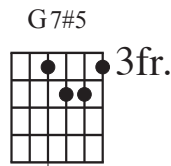
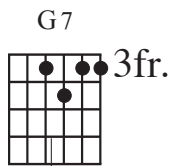
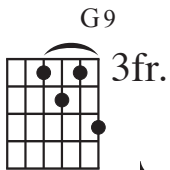
Gtr. **5** **8** **5** **5** | **8** **5** **5** | **8** **5** **8** | **8** **5** **8**



Gtr. **7** **8** **6** **7** | **8** **6** **7** | **6** **8** **7** **6** | **8** **7** **6**



Gtr. **5** **5** **5** **5** **8** | **5** **5** **5** **5** | **7** | **5**



Gtr. **5** **3** **3** **0** | **1** **2** **3** **3** **0** **2**

Now go back to the verse

Cocaine

1st part

Traditional - Dave Van Ronk

00:01:41

C hammer hammer hammer F

Guitar

Detailed description: This block contains the first part of the guitar tablature. It starts at 00:01:41. The first measure is a C chord with a triplet of three eighth notes on the third string (3, 1, 3) and a triplet of three eighth notes on the second string (0, 3). The second measure has a hammer on the first string (1, 3) and a triplet on the second string (0, 1, 3). The third measure has a hammer on the first string (1, 3) and a triplet on the second string (2, 0). The fourth measure has a hammer on the first string (1, 3) and a triplet on the second string (3, 2, 3). The fifth measure is an F chord with a triplet on the first string (1, 3) and a triplet on the second string (2, 3). The sixth measure has a triplet on the first string (1, 1) and a triplet on the second string (1, 2). The seventh measure has a triplet on the first string (2, 2) and a triplet on the second string (3, 2). The eighth measure has a triplet on the first string (1, 0) and a triplet on the second string (1, 1).

G F G C G C

00:05:06

Detailed description: This block contains the second part of the guitar tablature. It starts at 00:05:06. The first measure is a G chord with a triplet on the third string (0, 0, 3) and a triplet on the second string (0, 0, 0). The second measure is an F chord with a triplet on the first string (1, 2, 3) and a triplet on the second string (0, 0, 3). The third measure is a G chord with a triplet on the first string (1, 0, 0) and a triplet on the second string (0, 2, 0). The fourth measure is a C chord with a triplet on the first string (1, 0, 0) and a triplet on the second string (0, 2, 3). The fifth measure is a G chord with a triplet on the first string (3, 2, 3) and a triplet on the second string (3, 2, 3). The sixth measure is a C chord with a triplet on the first string (3, 2, 3) and a triplet on the second string (3, 2, 2).

2nd part

E7

F

00:05:48

Detailed description: This block contains the third part of the guitar tablature. It starts at 00:05:48. The first measure is an E7 chord with a triplet on the first string (0, 3, 0) and a triplet on the second string (2, 1, 2). The second measure is an E7 chord with a triplet on the first string (0, 3, 0) and a triplet on the second string (2, 1, 2). The third measure is an F chord with a triplet on the first string (1, 3, 1) and a triplet on the second string (2, 3). The fourth measure is an F chord with a triplet on the first string (1, 1, 1) and a triplet on the second string (2, 2, 3).

G F G C G C

00:06:37

Detailed description: This block contains the fourth part of the guitar tablature. It starts at 00:06:37. The first measure is a G chord with a triplet on the third string (0, 0, 3) and a triplet on the second string (0, 0, 0). The second measure is an F chord with a triplet on the first string (1, 2, 3) and a triplet on the second string (0, 0, 3). The third measure is a G chord with a triplet on the first string (1, 0, 0) and a triplet on the second string (0, 2, 0). The fourth measure is a C chord with a triplet on the first string (1, 0, 0) and a triplet on the second string (0, 2, 3). The fifth measure is a G chord with a triplet on the first string (3, 2, 3) and a triplet on the second string (3, 2, 3). The sixth measure is a C chord with a triplet on the first string (3, 2, 3) and a triplet on the second string (3, 2, 2).

Cocaine Extras

Toby Walker

00:01:22

C F

Guitar

T
A
B

00:02:55

G F C G C

1
2
3

00:04:00

C F

1
2
3

00:04:52

G F G C G C

1
2
3

00:05:15

E F

7
8

00:06:18

G F G C G C

1
2
3

C Turnarounds

Toby Walker

Typical C Blues

Guitar

C

A set of four empty guitar staff lines for practicing the C chord. The letters T, A, and B are stacked vertically on the left side of the staff, indicating the Treble, Alto, and Bass clefs respectively.

F C

A set of four empty guitar staff lines for practicing the F and C chords. The letters F and C are positioned above the first and second measures of the staff.

G F C (this is where your 2 measure turnaround G will go.)

A set of four empty guitar staff lines for practicing the G, F, and C chords. The letters G, F, and C are positioned above the first, second, and third measures of the staff. A note in the C measure indicates a 2-measure turnaround G.

C G

Or use this measure in place of the preceding one as an ending

A guitar staff showing fretboard diagrams for C and G chords. The C chord is shown in the first measure, and the G chord is shown in the second measure. A third measure shows a variation of the C chord with a C7 label. Fingering numbers (0, 2, 1, 0, 3, 2, 1, 0, 3, 2, 0, 3, 1, 3, 3, 1, 3, 2, 0, 3, 2, 2, 3) are provided for each note.

C G C G

A guitar staff showing fretboard diagrams for C, G, C, and G chords. The C chord is shown in the first measure, G in the second, C in the third, and G in the fourth. Fingering numbers are provided for each note.

C G

A guitar staff showing fretboard diagrams for C and G chords. The C chord is shown in the first measure, and the G chord is shown in the second measure. Fingering numbers are provided for each note.

BBD Blues

Toby Walker

C Lemon Licks

00:01:15

Guitar

F Lemon Lick **C** Eugene Powell Lick

00:02:01

G Lemon **C**

00:04:17

C Blind Boy Fuller **F6** **F#dim7** 4fr. **C** Lemon

00:05:18

F Lemon **Blind Blake** **C** Gary Davis **G7**

00:06:58

G More Davis **F** **C** Fuller **F** **C7**

00:08:50