


Slide Basics In Open D

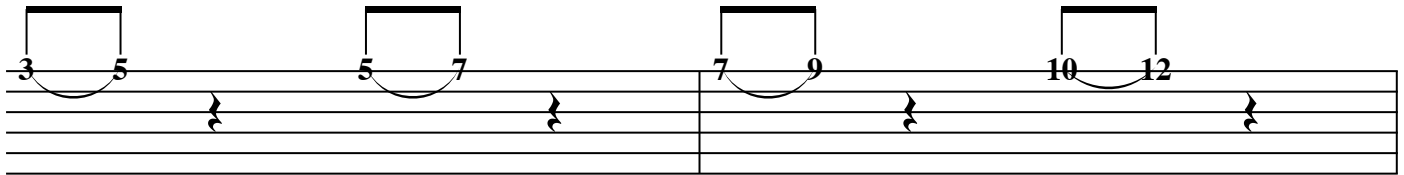
Open D Tuning Low to High - DADF#AD

Toby Walker


Intonation - place slide DIRECTLY OVER FRET for proper intonation



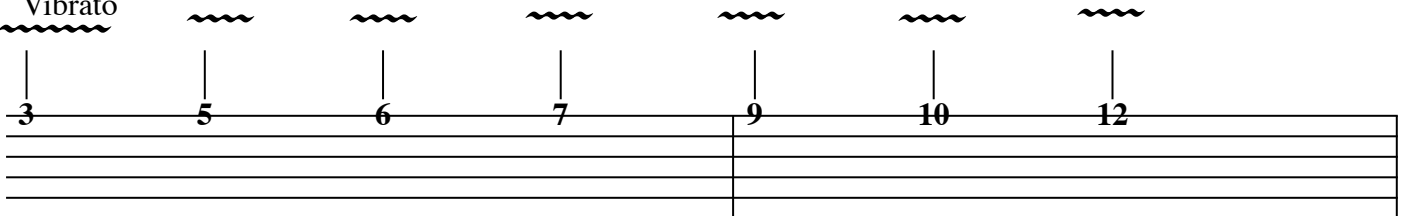
Strike note, then slide up to the next one



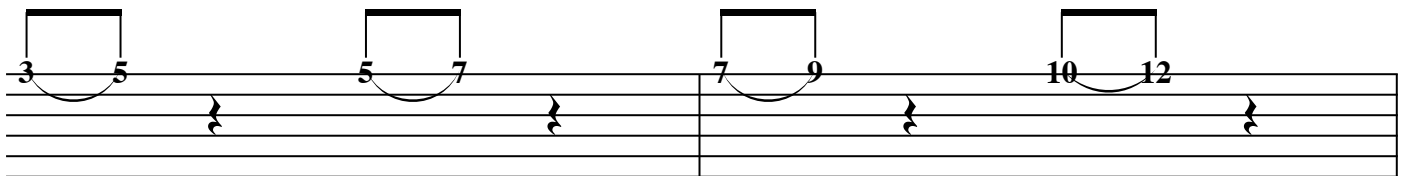
Now do the same going backwards.




Vibrato



Now use your 'backup fingers' in place to mute excess string noise



Muting the first string. Make sure you mute it a split second before you place your slide down on the 2nd string



Muting with your left hand pinky.

