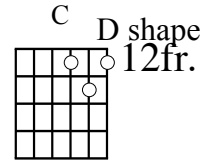
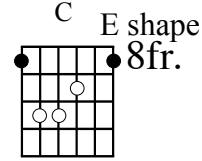
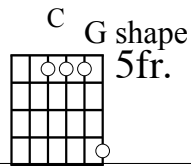
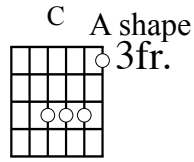
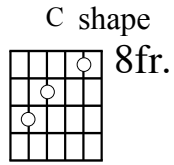


The CAGED System

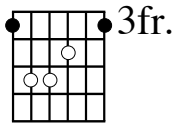
All C chords, but different shapes as you go up the neck



Gtr.

How to relate licks to a shape

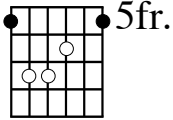
G shape, E box



An E box lick, key of G

Gtr.

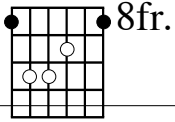
A shape, E box



An E box lick, key of A

Gtr.

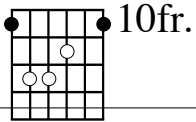
C shape, E box



An E box lick, key of C

Gtr.

D shape, E box

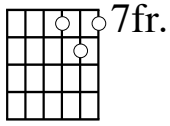


An E box lick, key of D

Gtr.

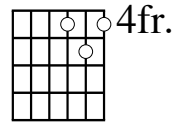
Key of G - D shape

G



Key of E - D shape

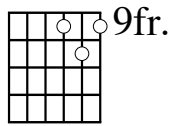
E



Gtr.

Key of A - D shape

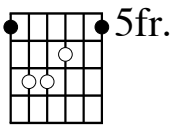
A



Gtr.

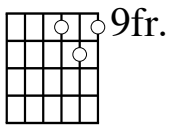
Using 2 shapes in the key of A to play related licks

A



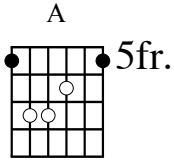
Gtr.

A



Gtr.

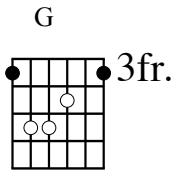
Pentatonic Blues lick related to the E shape



A chord, E shape

One possible lick to go with that shape.

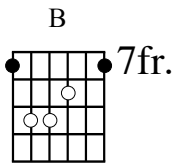
Gtr.



G chord, E shape

Same lick but at the 3rd position

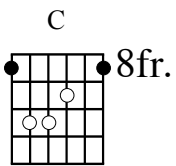
Gtr.



B chord, E shape

Same lick but at the 7th position

Gtr.



C chord, E shape

Same lick but at the 10th position

Gtr.